

**5 YEAR  
WARRANTY\***



The Arden Heat Pump range are an economical and environmental solution to your heating, cooling and domestic hot water requirements.

Able to produce water up to 75°C making them ideal for hydronic heating and domestic hot water production.

The units R290 refrigerant has a low GWP (Global Warming Potential) of 3, limiting its environmental impact.

WiFi smart controller and app allows for simple real time control and system diagnostics.

Utilising a full DC inverter compressor and fan motor minimising your energy consumption and saving costs while providing the heating and cooling you require.

Ambient operating temperatures from -25°C to 45°C so your home can be heated or cooled whenever you like.



Heating



Cooling



Hot Water



Heating &  
Hot Water



Cooling &  
Hot Water




Tank



Wifi Controllers



Complete Kits



View Product on our  
website for more info

**ARDEN Heat Pumps Pty Ltd**

**t** 1300 14 14 55

**e** mail: [sales@ardenheatpumps.com.au](mailto:sales@ardenheatpumps.com.au)

**a** 10 Frankston Gardens Drive, Carrum Downs VIC 3201

**w** [ardenheatpumps.com.au](http://ardenheatpumps.com.au)

# Arden 290 - BLN-18

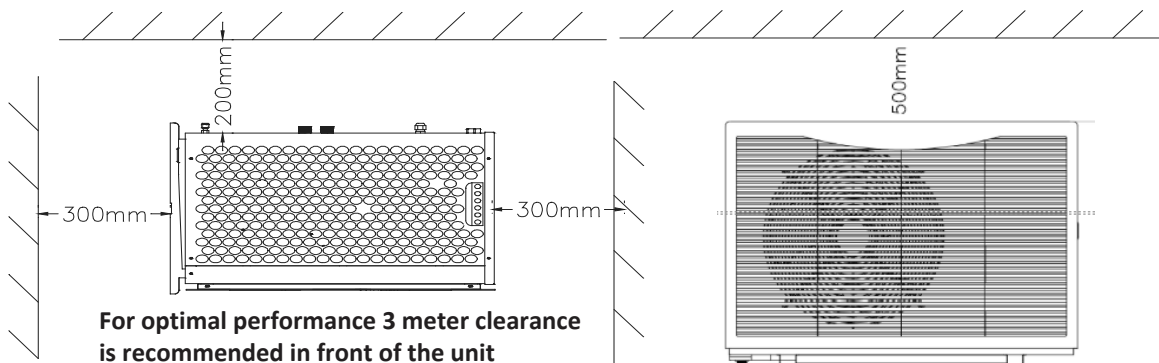
## Technical Data

### BLN-018TC1

### BLN-018TC3

Power supply		V/Ph/Hz	220~240/1/50	380~415/3/50
Nominal Heating (Max) (A7/6°C,W30/35°C)	Heating capacity	kW	7.24~21.9	7.24~21.9
	Power input	kW	1.5~5.88	1.5~5.88
	Current input	A	6.86~30.25	2.8~9.16
Nominal Heating (Max) (A7/6°C,W47/55°C)	Heating capacity	kW	6.36~19.45	6.36~19.45
	Power input	kW	2.15~6.85	2.15~6.85
	Current input	A	9.84~30.12	3.71~10.6
Nominal Cooling (Max) (A35/24°C,W12/7°C)	Heating capacity	kW	4.55~17.20	4.55~17.20
	Power input	kW	1.85~7.31	1.85~7.31
	Current input	A	8.47~32.1	2.99~11.26
ERP level (Outlet water temp. at 35°C)		/	A+++	A+++
Max. input power		kW	7.50	10.5
Max. input current		A	35.00	17.00
Refrigerant		/	R290	R290
Rated water flow		m <sup>3</sup> /h	3.10	3.10
Fan quantity		/	2	2
Fan motor type		/	DC inverter	DC inverter
Compressor		/	DC inverter/Rotary	DC inverter/Rotary
Circulating pump		/	Inverter type / Built-in	Inverter type / Built-in
IP class		/	IPX4	IPX4
Sound pressure at 1m distance		dB(A)	55	55
Max outlet water temperature		°C	75	75
Water piping connections		/	DN 32 (1-1/4")	DN 32 (1-1/4")
Water pressure drop(max)		kPa	55	55
Operating temperature range (Heating mode)		°C	-25~45	-25~45
Operating temperature range (Cooling mode)		°C	16~45	16~45
Unpacked dimensions ( LXDHX )		mm	1187*448*1456	1187*448*1456
Packed dimensions ( LXDHX )		mm	1450*530*1450	1450*530*1450
Unpacked weight		kg	184	184
Packed weight		kg	199	199

### Heat Pump Installation Spacing for Maintenance and Performance




### ARDEN Heat Pumps Pty Ltd

**t** 1300 14 14 55

**e** mail: [sales@ardenheatpumps.com.au](mailto:sales@ardenheatpumps.com.au)

**a** 10 Frankston Gardens Drive, Carrum Downs VIC 3201

**w** [ardenheatpumps.com.au](http://ardenheatpumps.com.au)



View Product on our  
website for more info